

1. Read and match.

pencil sharpener

board

pen

book

desk



pencil

ruler

school bag

eraser

pencil case



2. Look, read and complete.

Open

Turn on

Go

Come

Be

Look

Give

Turn off

1 at the board.5 in, please.2 me your pencil,
please.6 back to your
place, please.3 the window,
please.7 quiet,
please.4 the lights,
please.8 the lights,
please. I can't see.


3. Look and read. Write Yes or No.



1 These are rubbers.




2 The ruler is blue.



3 You can see an apple in front of the book.



4 The kids are in the classroom.



5 There is a white board in the classroom.

20

6 This is number twelve.

30

7 This is number thirty.



8 There are some books on the desk.

4. Read and match.

- ☐ **1** Can I go out?
- ☐ **2** Give me your ruler, please.
- ☐ **3** What's this?
- ☐ **4** How old are you?
- ☐ **5** What colour is the bag?
- ☐ **6** Are you eight?
- ☐ **7** Peter, how are you?
- ☐ **8** Is the eraser pink?

- a** I'm fine, thank you.
- b** It's green.
- c** No, I'm not.
- d** Here you are.
- e** No, it isn't. It's blue.
- f** Yes, you can.
- g** I'm nine.
- h** It's a pencil case.

5. Read and circle the correct one.

1 A: Can I **take** / **give** / **look** your pencil?

B: **Here** / **There** / **Have** you are.

A: **Good** / **Please** / **Thanks**.

2 A: **Give** / **Take** / **Say** me a pencil, please.

B: Blue **or** / **and** / **but** pink?

A: Pink, **thanks** / **please** / **sure**.

3 A: **Open** / **Take** / **Give** the window, please.

B: **Look** / **Say** / **Give** that again, please.

6. Read and match.

eleven

$4 + 9$

1

thirty

$12 + 8$

2

$20 + 30$

3

twelve

$8 + 3$

4

thirteen

$19 + 21$

5

forty

$9 + 6$

7

fifty

$7 + 5$

8

twenty

$21 + 9$

6

fifteen